

Deia™

THE WAND

BODY-FORMING MASSAGER

INSTRUCTION MANUAL

POWER BUTTON

Press and hold the power button for 3 seconds to turn on. Press firmly to cycle through the 10 settings. Press and hold for 3 seconds to power off.

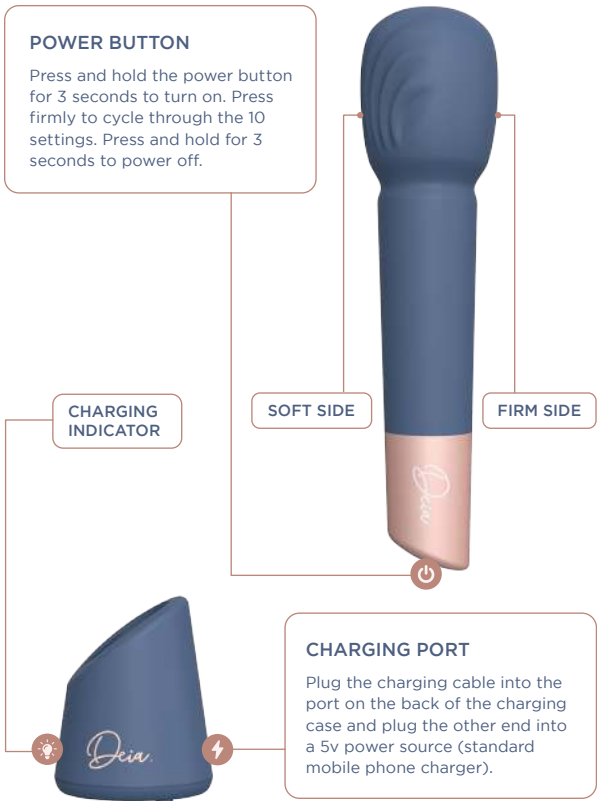
CHARGING INDICATOR

SOFT SIDE

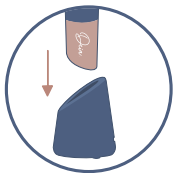
FIRM SIDE

CHARGING PORT

Plug the charging cable into the port on the back of the charging case and plug the other end into a 5v power source (standard mobile phone charger).

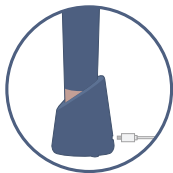


HOW TO CHARGE



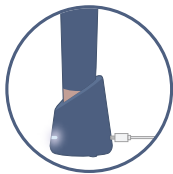
STEP 1:

Place the product in the charging stand with the power button facing down. Rotate the product until it fully and securely sits in the stand.



STEP 2:

Plug the charging cable into the port on the back of the charging stand. Plug the other end into a 5V power source (standard mobile phone charger).



STEP 3:

The LED light will pulsate slowly to indicate charging and turn solid when fully charged.

WAYS TO USE

WARM UP



This wand feels great on tense muscles or knots. If you or your partner are having trouble relaxing from the stress of a long day, this wand is the foreplay you need to destress and get into the mood.

EXPERIMENT



Try gently gliding the wand's soft side up to your or your partner's nipples and other erogenous zones for a delightful sensation.

GET THERE



Place the wand near or directly against the clitoris, switching between both the firm and soft sides to experience the powerful vibrations at their full intensity.

CLEANING:

Be sure to clean thoroughly before and after each use. Clean using mild soap and warm water.

STORAGE:

Store in a cool, dry place separately from other sexual wellness devices; devices of different material can damage each other if left in contact.

QUALITY:

This product is manufactured using body-safe silicone that is harmless to the human body; free from phthalates, BPA and latex. Use water-based lubricant only.

CHARGING:

Do not turn on while charging and/or cleaning. While charging, the LED light on the charging stand will pulsate slowly and turn solid when fully charged. Use only with 5-volt USB wall adapter (standard mobile phone charger). Low battery alert: Light on device flashes rapidly when battery is running low. Allow 280 minutes for a full charge. Total usage time from full battery on highest setting is 90 minutes.

WARNINGS:

Discontinue use if there is any discomfort for you or your partner. Do not expose device to water while charging.

WATERPROOF:

The wand is waterproof to IPX7 standards and can be submerged in the bath or shower. Do not expose the charging stand to water.

FCC COMPLIANCE STATEMENT:

This device complies with part 15 of the FCC Rules.

Operation is subject to the following two conditions:

- (1) This device may not cause harmful interference, and
- (2) this device must accept any interference received, including interference that may cause undesired operation.

Note: This equipment has been tested and found to comply with the limits for a Class B digital device, pursuant to Part 15 of the FCC Rules. These limits are designed to provide reasonable protection against harmful interference in a residential installation. This equipment generates, uses and can radiate radio frequency energy and, if not installed and used in accordance with the instructions, may cause harmful interference to radio communications.

However, there is no guarantee that interference will not occur in a particular installation. If this equipment does cause harmful interference to radio or television reception, which can be determined by turning the equipment off and on, the user is encouraged to try to correct the interference by one or more of the following measures:

- Reorient or relocate the receiving antenna.
- Increase the separation between the equipment and receiver.
- Connect the equipment into an outlet on a circuit different from that to which the receiver is connected.
- Consult the dealer or an experienced radio/TV technician for help.

Warning: Changes or modifications to this unit not expressly approved by the part responsible for compliance could void the user's authority to operate the equipment.

FCC Radiation Exposure Statement

This device complies with FCC RF radiation exposure limits set forth for an uncontrolled environment. This transmitter must be co-located or operating in conjunction with any other antenna or transmitter. During the operation of device a distance of 15 cm surrounding the device and 20 cm above the top surface of the device must be respected.



Deia[™]

For more information:
Visit deialove.com