

# LELO

## TIANI™ Harmony



USER MANUAL

Intense,  
all-encompassing  
pleasure should never  
be taken for granted.

**Enjoy it often, wisely and with care.**

Congratulations on acquiring TIANI™ Harmony. Before getting more closely acquainted with it, please take a moment to look through this user manual.

**IMPORTANT:** Your pleasure object has been locked for transportation. To unlock, simply connect the charger or see below.

### **SAFETY**

This appliance can be used by people aged 18 years, and over and persons with reduced physical, sensory or mental capabilities or lack of experience and knowledge if they have been given supervision or instruction concerning the use of the appliance in a safe way and understand the hazards involved. Minors shall not play with the appliance. Minors shall not clean and use the appliance unsupervised.

### **COMPLIANCE STATEMENT**

a. Please take note that changes or modifications not expressly approved by the party responsible for compliance could void the user's authority to operate the equipment. This device complies with Part 15 of the FCC Rules. Operation is subject to the following two conditions:

- (1) This device may not cause harmful interference, and
- (2) This device must accept any interference received, including interference that may cause undesired operation.

b. This device complies with Industry Canada license-exempt RSS standard(s). Operation is subject to the following two conditions:

- (1) This device may not cause interference, and
- (2) This device must accept any interference, including interference that may cause undesired operation of the device.

c. This class B digital apparatus complies with Canadian ICES-003. This equipment complies with FCC/IC RSS-102 radiation exposure limits set forth for an uncontrolled environment. The device has been evaluated to meet general RF exposure requirements. The device can be used in portable exposure conditions without restriction.

## GETTING TO KNOW YOUR TIANI™ Harmony

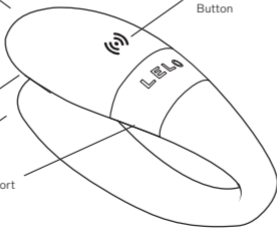
Dual Action Couples Massager

Vibrator head  
(contact with skin)

Vibrator tail  
(contact with skin)

Charging Port

ON/OFF/Mode Selection  
Button



## USING YOUR TIANI™ Harmony

### • HOW TO USE YOUR PRODUCT WITHOUT THE APP

- Before the first use, charge your TIANI™ Harmony for 2 hours.
- Press the (( )) button to turn it on.
- The LED lights will blink, showing the battery level.
- The LED lights will go steady, showing the vibration level.
- Press the (( )) button to switch between the modes that will be set to 100% intensity.
- Press the center button for 3 seconds to turn it off.



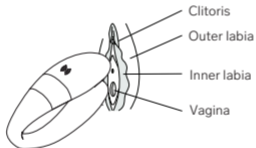
### • HOW TO USE YOUR PRODUCT WITH THE APP

- Before the first use, charge your TIANI™ Harmony for 2 hours.
- Press the center button for 3 seconds to turn it on while activating the Bluetooth.
- All the LED lights will blink simultaneously showing the Bluetooth pairing.
- Open the TIANI™ Harmony APP and once the confirmation message appears, press the center button of the product to confirm.
- All the LED lights will go steady, showing the connection was successful.
- If the connection fails, your product will automatically turn off after 30 seconds.
- The battery and vibration level will be available in the app.

## USING TIANI™ Harmony



### How to hold and Where to place

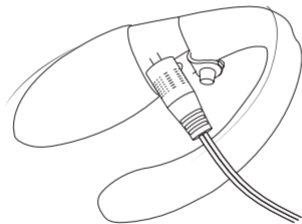


**Tip:** For an even more pleasurable sensation, apply a liberal amount of LELO Personal Moisturizer to your body and to TIANI™ Harmony before and during use.



## CHARGING YOUR TIANI™ Harmony

- Insert the DC plug into the DC port at the base of your TIANI™ Harmony
- Insert the main plug into a USB Port. The LED on the interface of your TIANI™ Harmony will pulse to indicate it is charging. When it is fully charged, the LED will emit a steady glow. When the battery is running low, the LED on your TIANI™ Harmony will emit a blinking white light.



**Only use original chargers provided by LELO with your TIANI™ Harmony.**

## **CLEANING, STORAGE, AND SAFETY**

Using TIANI™ Harmony with hand creams or silicone-based lubricants may make the silicone permanently tacky.

TIANI™ Harmony is fully waterproof, making cleaning simple. Rinse and spray with LELO Toy Cleaner, then rinse again and allow it to dry.

Always clean your TIANI™ Harmony thoroughly before and after each use. You can wash the silicone with warm water and antibacterial soap, rinse with clean hot water, and pat dry with a lint-free cloth or towel. Never use cleansers containing alcohol, petrol, or acetone.

Avoid leaving your TIANI™ Harmony in direct sunlight and NEVER expose it to extreme heat. Store your TIANI™ Harmony in a dust-free place and keep it away from products of other materials.

The appliances must only be supplied at SELV.



## TROUBLESHOOTING

### **The LED on your TIANI™ Harmony does not pulse when the charger is connected:**

- The battery is drained and will require several minutes to acknowledge that it is being charged.
- The charger is not properly connected. Check wall and DC sockets.

### **Your TIANI™ Harmony does not activate when the center button is pressed:**

- The battery is empty. Recharge your TIANI™ Harmony.

If you experience any other problems with your TIANI™ Harmony or if you have any questions regarding the operation, please contact: [\*\*customercare@lelo.com\*\*](mailto:customercare@lelo.com)

## SPECIFICATIONS

<b>MATERIALS</b>	PC+ABS, Body-safe silicone
<b>BATTERY:</b>	Li-Ion 3.7 V 200 mAh
<b>CHARGING:</b>	2 h at 5.0 V 200 mA
<b>USER TIME:</b>	Up to 2 hours
<b>STANDBY PLEASURE OBJECT:</b>	Up to 90 days
<b>FREQUENCY:</b>	Vibration motor 1 Frequency: 208 Hz Vibration motor 2 Frequency: 161 Hz
<b>MAX. NOISE LEVEL:</b>	< 60 dB
<b>INTERFACE:</b>	Single Button
<b>CARRIER FREQUENCY:</b>	2.4 GHz

## **REGISTER WARRANTY**

To activate your 1-Year Limited Warranty, register the number provided on the LELO Authenticity Card at [LELO.COM/SUPPORT](http://LELO.COM/SUPPORT).

## **1-YEAR WARRANTY**

LELO warrants this pleasure object for a period of ONE (1) YEAR, after the date of original purchase, against defects due to faulty workmanship or materials. The warranty covers working parts that affect the function of the pleasure object. It does NOT cover cosmetic deterioration caused by fair wear and tear or damage caused by accident, misuse, or neglect. Any attempt to open or take apart the pleasure object (or its accessories) will void the warranty. If you discover a defect and notify LELO during the warranty period, LELO will, at its discretion, replace the pleasure object free of charge. Claims under warranty must be supported by reasonable evidence of the date of claim is within the warranty period. To validate your warranty, please keep your original purchase receipt together with these warranty conditions for the duration of the warranty period. To claim your warranty, you must log in to your account at [LELO.COM](http://LELO.COM) then select the option to make a warranty claim. Shipping costs are non-refundable. This undertaking is in addition to the consumer's statutory rights and does not affect those rights in any way.

## DISPOSAL INFORMATION

Disposal of old electronic equipment (applicable in the EU and other European countries with separate waste collection systems):

The crossed-out dustbin symbol indicates that this pleasure object should not be treated as household waste, but rather be brought to the appropriate collection point for the recycling of electrical and electronic equipment



**Disclaimer:** Disclaimer: Users of this product do so at their own risk. Neither LELO nor its retailers assume any responsibility or liability for the use of this product. Changes or modifications not expressly approved by the manufacturer could void the user's authority to operate the equipment. The model may be changed for improvements without notice.

© 2022 LELo AB. All rights reserved.

LELo AB, Karlavägen 41, 114 31 Stockholm, Sweden.

Distributed in the US by: LELo Inc., 5799 Fontanos Way, San Jose, CA 95138, USA.

Distributed in Australia by LELo Oceania 6 Prohasky Street, Port Melbourne, VIC 3207, Australia.

Designed and developed by LELo Sweden.

Made in China.

US and International patents or patent applications apply to this product:

visit [www.lelo.com/ip](http://www.lelo.com/ip)

**[www.lelo.com](http://www.lelo.com)**