

LELO

IDA™ Wave



USER MANUAL

May the powerful,
near-silent vibrations
open new ways
you reach climax.

Enjoy it often, wisely and with care.

Congratulations on acquiring IDA™ Wave. Before getting more closely acquainted with it, please take a moment to look through this user manual.

SAFETY

This product should only be used by people aged 18 years and over. Persons with reduced physical, sensory, or mental capabilities, or lack of experience and knowledge of the device should only use the product if they have been given supervision or instruction concerning the use of the product in a safe way and understand the hazards involved. Minors shall not play with the product. Minors should not clean and/or use the product unsupervised.

COMPLIANCE STATEMENT

a. Please take note that changes or modifications not expressly approved by the party responsible for compliance could void the user's authority to operate the equipment. This device complies with Part 15 of the FCC Rules. Operation is subject to the following two conditions:

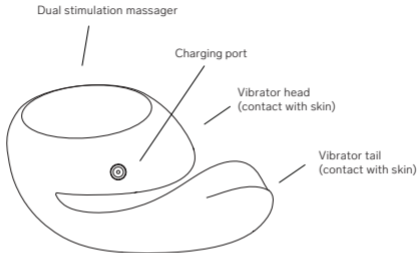
- (1) This device may not cause harmful interference, and
- (2) This device must accept any interference received, including interference that may cause undesired operation.

b. This device complies with Industry Canada license-exempt RSS standard(s). Operation is subject to the following two conditions:

- (1) This device may not cause interference, and
- (2) This device must accept any interference received, including interference that may cause undesired operation of the device.

c. This class B digital apparatus complies with Canadian ICES-003. This equipment complies with FCC/IC RSS-102 radiation exposure limits set forth for an uncontrolled environment. The device has been evaluated to meet general RF exposure requirements. The device can be used in portable exposure conditions without restriction.

GETTING TO KNOW YOUR IDA™ Wave



HOW TO FIND FCC ID AND IC INFORMATION IN THE USER APP

Open the "LELO APP"

Click "Menu"

Click "Legal & Regulatory"

Click "IDA WAVE"

FCC ID: ZT5-IDAWAVE

IC: 9798A-IDAWAVE

USING YOUR IDA™ Wave

• HOW TO USE YOUR PRODUCT WITHOUT THE LELO™ APP

- Before the first use, charge your IDA™ Wave for 2 hours.
- Press the (()) button to turn it on.
- The LED lights will blink, showing the battery level.
- The LED lights will go steady, showing the vibration level.
- Press the (()) button to switch between the modes that will be set to 100% intensity.
- Press the center button for 3 seconds to turn it off.

• HOW TO USE YOUR PRODUCT WITH THE LELO™ APP

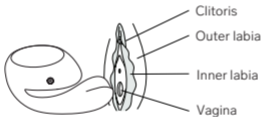
- Before the first use, charge your IDA™ Wave for 2 hours.
- DOWNLOAD THE IOS / ANDROID version.
- Press the (()) button for 3 seconds to turn it on while activating the Bluetooth.
- All the LED lights will blink simultaneously showing the Bluetooth pairing.
- Open the LELO™ APP and locate the toy icon on the bottom of the screen. Find your IDA™ Wave and select "Connect". Press and hold the button on your device. Confirm the connection by pressing the button on your product again.
- Go to "MY LELO TOYS" and select "PLAY".
- Choose between three different control modes.
- Select "SETTINGS" to configure additional four modes.
- To save your settings for offline use, select "SAVE" at the bottom of your screen.
- Use the drop-down menu to set the default auto power off from 10-20 minutes. You can check the battery level in the upper left corner.

For more information about the LELO™ APP, use the detailed instruction manual located [HERE](#).

USING IDA™ Wave



How to hold and Where to place

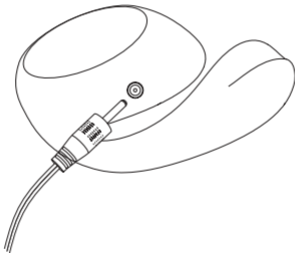


Tip: For an even more pleasurable sensation, apply a liberal amount of LELO Personal Moisturizer to your body and to IDA™ Wave before and during use.



CHARGING YOUR IDA™ Wave

- Insert the DC plug into the DC port at the base of your IDA™ Wave.
- Insert the main plug into a USB Port. The LED on the interface of your IDA™ Wave will pulse to indicate it is charging. When it is fully charged, the LED will emit a steady glow. When the battery is running low, the LED on your IDA™ Wave will emit a blinking white light.



Only use original chargers provided by LELO with your IDA™ Wave.

CLEANING, STORAGE, AND SAFETY

Using IDA™ Wave with hand creams or silicone-based lubricants may make the silicone permanently tacky.

IDA™ Wave is fully waterproof, making cleaning simple. Rinse and spray with LELO Toy Cleaner, then rinse again and allow it to dry.

Always clean your IDA™ Wave thoroughly before and after each use. You can wash the silicone with warm water and antibacterial soap, rinse with clean hot water, and pat dry with a lint-free cloth or towel. Never use cleansers containing alcohol, petrol, or acetone.

Avoid leaving your IDA™ Wave in direct sunlight and NEVER expose it to extreme heat. Store your IDA™ Wave in a dust-free place and keep it away from products of other materials.

The appliances must only be supplied at SELV.

TROUBLESHOOTING

The LED on your IDA™ Wave does not pulse when the charger is connected:

- The battery is drained and will require several minutes to acknowledge that it is being charged.
- The charger is not properly connected. Check wall and DC sockets.

Your IDA™ Wave does not activate when the center button is pressed:

- The battery is empty. Recharge your IDA™ Wave.

If you experience any other problems with your IDA™ Wave or if you have any questions regarding the operation, please contact: **customercare@lelo.com**

SPECIFICATIONS

MATERIALS	PC+ABS, Body-safe silicone
BATTERY:	Li-Ion 3.7 V 520 mAh
CHARGING:	2 h at 5.0 V 200 mA
USER TIME:	Up to 2 hours
STANDBY PLEASURE OBJECT:	Up to 90 days
FREQUENCY:	Vibration motor Frequency: 130Hz Gear motor Frequency: 1.4Hz
MAX. NOISE LEVEL:	< 60 dB
INTERFACE:	Single Button
CARRIER FREQUENCY:	2.4 GHz

REGISTER WARRANTY

To activate your 1-year limited warranty, register the number provided on the LELO Authenticity Card at LELO.COM/SUPPORT.

1-YEAR WARRANTY

LELO warrants this pleasure object for a period of ONE (1) YEAR, after the date of original purchase, against defects due to faulty workmanship or materials. The warranty covers working parts that affect the function of the pleasure object. It does NOT cover cosmetic deterioration caused by fair wear and tear or damage caused by accident, misuse or neglect. Any attempt to open or take apart the pleasure object (or its accessories) will void the warranty. If you discover a defect and notify LELO during the warranty period, LELO will, at its discretion, replace the pleasure object free of charge. Claims under warranty must be supported by reasonable evidence of the date of claim is within the warranty period. To validate your warranty, please keep your original purchase receipt together with these warranty conditions for the duration of the warranty period. To claim your warranty, you must log in to your account at LELO.COM and then select the option to make a warranty claim. Shipping costs are non-refundable. This undertaking is in addition to the consumer's statutory rights and does not affect those rights in any way.

DISPOSAL INFORMATION

Disposal of old electronic equipment (applicable in the EU and other European countries with separate waste collection systems):

The crossed-out dustbin symbol indicates that this pleasure object should not be treated as household waste, but rather be brought to the appropriate collection point for the recycling of electrical and electronic equipment



DISCLAIMER: Users of this product do so at their own risk. Neither LELO nor its retailers assume any responsibility or liability for the use of this product. Changes or modifications not expressly approved by the manufacturer could void the user's authority to operate the equipment. The model may be changed for improvements without notice.

© 2022 LELOi AB. All rights reserved.

LELOi AB, Karlavägen 41, 114 31 Stockholm, Sweden.

Distributed in the US by: LELO Inc., 5799 Fontanoso Way, San Jose, CA 95138, USA.

Distributed in Australia by LELO Oceania 6 Prohasky Street, Port Melbourne, VIC 3207, Australia.

Designed and developed by LELO Sweden.

Made in China.

US and International patents or patent applications apply to this product:

visit www.lelo.com/ip

www.lelo.com